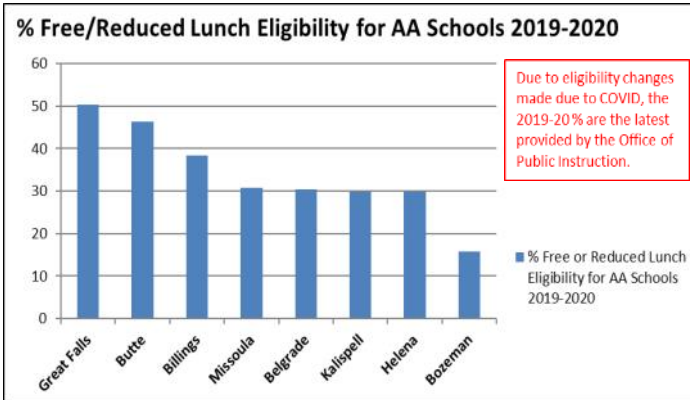
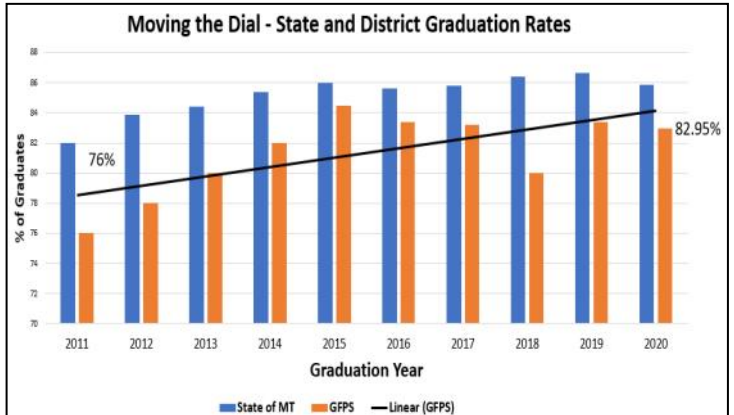
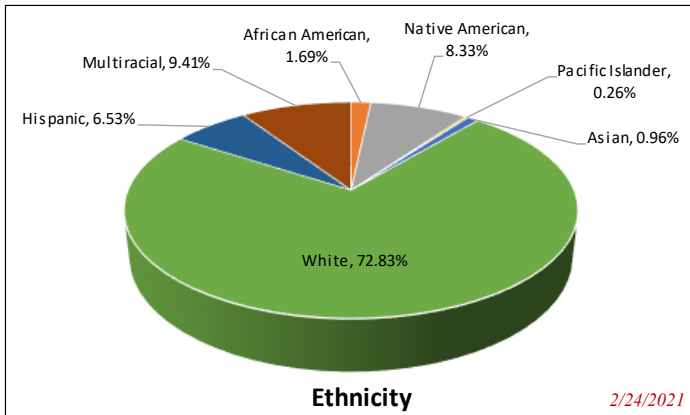


# Great Falls Public Schools Fiscal Year 2021-2022 FAST FACTS

## Student/School Information

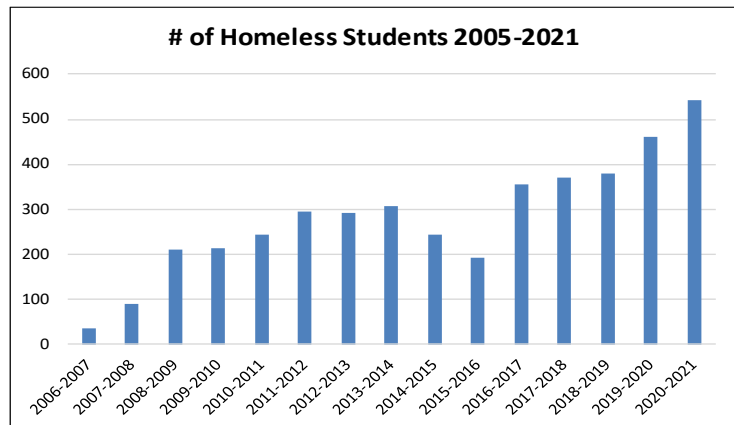
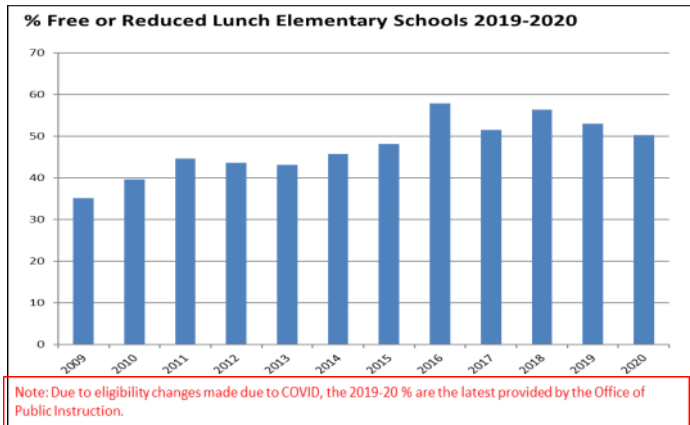


**% of Students Engaged in Programs:**

- ◇ Free and Reduced Lunch: 49.31%\*
- ◇ Limited English Proficient: 4.4%
- ◇ English as Second Language: 1.47%
- ◇ Special Education: 10.34%
- ◇ Homeless: 3.53%
- ◇ Military: 11.35%

\* Determined using Community Eligibility Program (CEP) in six schools rather than submission of Free and Reduced applications.

2/24/2021



### Every Student Succeeds Act (ESSA)

Signed into law in 2015

Replaced No Child Left Behind Act

The Montana Office of Public Instruction (OPI) has generated a report card for each school in the state. The report card provides information on how students perform in Reading, Math, Science, attendance, and student achievement progress scores. Information regarding educator qualifications, school quality, climate, safety information and school finance is in development and will be included in future year report cards.

Here is how to access this information:

- Use this link: [http://nativereportsgems.opi.mt.gov/ReportServer/GEMSNative/Pages/ReportViewer.aspx?%2FESSA+Report+Card%2FESSA\\_Report\\_Card\\_District&Year=%202018&Org=0800](http://nativereportsgems.opi.mt.gov/ReportServer/GEMSNative/Pages/ReportViewer.aspx?%2FESSA+Report+Card%2FESSA_Report_Card_District&Year=%202018&Org=0800)
- On the upper left corner, use the 'Organization' drop-down arrow to select either 'Great Falls Elem' or 'Great Falls HS'. Then click on 'View Report'.

\* MT. OPI School Nutrition Programs

# Great Falls Public Schools Fiscal Year 2021-2022 FAST FACTS

## District Information

### District Website:

[www.gfps.k12.mt.us](http://www.gfps.k12.mt.us)

### Vision:

All kids engaged in learning today.....for life tomorrow.

### Mission:

We successfully educate students to navigate their future.



### Strategic Plan: Reengagement, Reintegration and Remediation

District will implement strategies/practices to address the social and emotional needs of students and staff.

District will develop clear goals for student learning and will focus instruction and assessment on the knowledge and essential skills necessary for citizenship, career and/or college readiness.

District will utilize federal relief funds to enhance existing funding sources to maximize allowable expenditures associate with improving learning outcomes.

*Full Plan is located on Pages 90-92*

### Our Schools:

- ◇ Established in 1888
- ◇ Second Largest School District in Montana
- ◇ Early Learning Family Center– Preschool Program
- ◇ 15 Neighborhood Elementary Schools
- ◇ 2 Middle Schools
- ◇ 2 Comprehensive High Schools
- ◇ 1 Alternative High School
- ◇ Adult Education Program at Great Falls College MSU

### School Food Service & Transportation:

- ◇ Total Meals Served: 1,218,451
- ◇ Breakfast Programs at 18 public schools
- ◇ Breakfast in the Classroom at 13 schools
- ◇ FREE Meals served to ALL students:
  - Breakfast: 483,600
  - Lunch: 734,851
- ◇ # of Bus Routes: 69
- ◇ # of Bus Drivers: 68
- ◇ # of Student Ridership: 4,876
- ◇ # of Miles Traveled: 636,500



### Facility Facts:

- ◇ Average School Age: 60.58
- ◇ Oldest Building: Great Falls High School 1928
- ◇ Newest Building: Longfellow Elementary completed in 2020
- ◇ Current Public Debt (Bonds)
  - ⇒ Elementary \$45,220,558
  - ⇒ High School \$50,110,696
- ◇ 1.9 million square feet of building space
- ◇ 295 acres of land
- ◇ Up-to-date Facilities Plan information can be found at: [www.gfps.k12.mt.us/domain/139](http://www.gfps.k12.mt.us/domain/139)

### Our Staff:

	FTE
Teachers	734.6
Hourly Classified	163.9
Engineers	100
Aide-Library/Teacher	73.3
Clerical	70
Principals	28
Medical-Related	47.4
Support Personnel	34.4
District Administrators	15
Carfts (carpentry, paint, electric, plumbing)	11
Technology Specialists	13
Psychologists	9.9
Supervisors	4
Warehouse	6
Food Service	58.1
<b>Total:</b>	<b>1368.6</b>

*\*FTE=Full Time Equivalent, i.e., one person half-time equals .5 FTE*

### Our Teachers

- Ages: 22 to 69
- 76% Female
- 581 or 70% have a Master's Degree or higher; 2 with a Doctoral degree



6/4/2021

### School Construction ranges in date from 1928-2021

1920's	1
1930's	3
1940's	1
1950's	4
1960's	9
1970's	4
1990's	1
2000's	0
2010's	1
2020's	1

