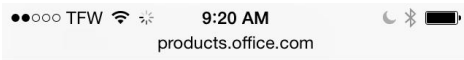


## How to Install the Tablet and Phone Apps

First go to **portal.office.com** (can be found on our website under Parents/Students >Online Resources>Office 365)  
Log in with email and computer password  
Click on the link to install apps



### devices



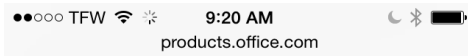
From tablets and phones to PCs and Macs, do more with an Office 365 subscription. Get full, installed Office applications on your PC or Mac, up to 5 TB of online storage, extra features on your tablet and smartphone, and more, so you have the power and flexibility to get things done from virtually anywhere.

**Do NOT click either of these—scroll down.**

~~See purchase options~~

~~Try for free~~

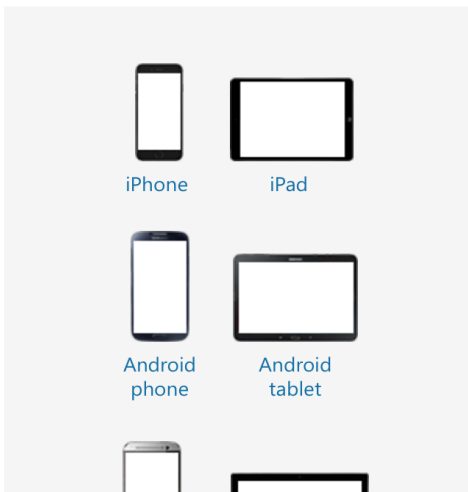
Visit [www.office.com/information](http://www.office.com/information) for information about the premium features on phones and tablets with Office 365.



### Want Office on your devices for free?

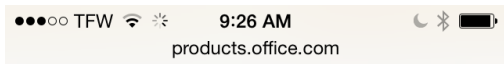
Get Word, Excel, PowerPoint, Outlook, and more, on your favorite devices for free. Click the links below to learn about your options for a device.

**Choose your device**





Choose your preference—it is easiest to send email and then click on the link for each app: **Word, OneNote, Powerpoint, Excel.** Note: We do not use **Outlook Online** so this app won't work for us.



Be sure to download the **OneDrive for Business** app to access your documents that you have created on all of your devices.